

## B635 Shaper Machine




SPECIFICATIONS	Unit	B635
Maximum shaping length	mm	350
Max. distance between ram bottom and table	mm	330
Max.horizontal travel of table	mm	400
Max.vertical travel of table	mm	270
Since the plane bed leading surface extending the maximum distance	mm	550
Maximum ram travel	mm	170
Table rotary angle (without vice)		±90°
Table rotary angle (with vice)		±55°
Travel of tool head	mm	110
Number of ram stroke per minute	Times/min	32, 50, 80, 125,
Gear move one tooth (vertical)	mm	0.18
Gear move one tooth (horizontal)	mm	0.21
Gear move four tooth (vertical)	mm	0.73
Gear move four tooth (horizontal)	mm	0.84
Main motor power	KW r/min	1.5 1400
Overall dimension (L×W×H)	mm	1530×930×1370
N.W/G.W	kg	1000/1200


## BC6050 Shaper Machine



SPECIFICATIONS	Unit	BC6050
Maximum shaping length	mm	500
Max.distance between ram bottom and table	mm	370
Max.horizontal travel of table	mm	525
Max.vertical travel of table	mm	270
Dimension of table top(L×W)	mm	400X360
Travel of tool head	mm	120
Number of ram stroke per minute	Times/min	14-80
Swivel of tool head	°	+/-60
Maximum size of tool shank(W×T)	mm	20X30
Range of table feed	Horizontal 12 steps	mm 0.4-5.0
	Vertical 12 steps	mm 0.08-1.0
Width of the T-slot for center positioning	mm	18
Main motor power	KW	3
Overall dimension(L×W×H)	mm	2000X1250X1400
N.w./G.W	kg	1650X1760



## BC6063 BC6066 Shaper Machine



## BC6085 Shaper Machine

SPECIFICATIONS	Unit	BC6063/BC6066	BC6085
Maximum shaping length	mm	630/660	850
Max.distance between he ram bottom and table	mm	385	400
Max.horizontal travel of table	mm	630	710
Max.vertical travel of table	mm	360	360
Dimension of table top(L×W)	mm	630X400/660X400	800X450
Travel of tool head	mm	120	160
Number of ram stroke per minute	Times/min	14,20,28,40,56,80	17,24,35,50,70,100
Swivel of tool head	°	+/-60	+/-60
Maximum size of tool shank(W×T)	mm	20X30	-
Range of table feed	Horizontal 12 steps	mm 0.4-5	0.25-3
	Vertical 12 steps	mm 0.08-1.00	0.12-1.5
Width of the T-slot for center positioning	mm	18	22
Main motor power	KW	3	5.5
Overall dimension(L×W×H)	mm	2000X1300X1550/2357X1225X1480	2950X1325X1693
N.w./G.W	kg	1750/1870 1800/1920	2040/3090

## BC60100 Shaper Machine




SPECIFICATIONS		Unit	BC60100
Maximum shaping length	mm		1000
Max.distance between the ram bottom and table	mm		400
Max.horizontal travel of table	mm		800
Max.vertical table of travel	mm		380
Dimension of table top(L*W)	mm		1000x500
Travel of tool head	mm		160
Number of ram strokes per minute	Times min		15,20,29,42,58,83
Swivel of tool head	°		+/-60
Maximum size of tool shank(W*T)	mm		30x45
Range of table feed	Horizontal 12 steps	mm	0.3-3
	Vertical 12 steps	mm	0.15-0.5
Rapid feed of table	Horizontal 12 steps	mm	3
	Vertical 12 steps	mm	0.5
Width of the T-slot for center positioning	mm		22
Main motor power	KW		7.5
Overall dimension(L*W*H)	mm		3640x1575x1780
N.w./G.W	kg		4870/5150

## BYK60100 BYK60100C BYK60125 BYK60125A



SPECIFICATIONS	Unit	BYK60100	BYK60100C	BYK60125	BYK60125A
Maximum shaping length	mm	1000	1000	1250	1250
Maximum table horizontal travel	mm	800	1500	800	1200
Maximum table vertical travel	mm	380		380	380
Work table size(length x width )	mm	1000X500	1000X1000	1250X500	1250X500
Max.distance from the ram bottom and table	mm		380	380	400
Max.travel of tool head	mm	160	160	160	160
Swivel of tool head		+/-60	+/-60	+/-60	+/-60
The maximum length of the planing knife holder angle of rotation	mm	850	850	850	850
Ram working speed	M/min	3-38	3-38	3-38	3-38
Ram maximum cutting force	KN	28	28	28	28
Fast moving speed of table					
Horizontal	M/min	0-6	0-6	0-6	0-6
Vertical direction	M/min	0-1.5	0-1.5	0-1.5	0-1.5
Table feed range					
lateral horizontal	min	0.01-5	0.01-5	0.01-5	0.01-5
Vertical direction	mm	0.01-5	0.01-5	0.01-5	0.01-5
On work surface central T-slot width	mm	22+0.052	22+0.052	22+0.052	22+0.052
On work surface T-slot central distance	mm	120	120	120	120
Maximum table bearing weight	kg	500	500	500	500
The maximum size of the planer	mm	30x45	30x45	30x45	30x45
Main motor	Kw r/min	7.5 970	7.5 970	7.5 970	7.5 970



## BY60100 BY60125 Shaper Machine

SPECIFICATIONS	Unit	BY60100/BY60125
Max. shaping length	mm	1000/1250
Cutting speed of ram(step less)	Mm/min	3-44
Max.distance between the ram bottom and table	mm	80-400
Max. cutting force	N	28000
Max. travel of tool head	mm	160
Maximum size of tool shank(W*T)	mm	30x45
Working surface of table(L x W)	mm	1000x500
T-slot width of upper table surface	mm	22
Max. horizontal travel of table	mm	800
Horizontal feed of table (per reciprocating stroke of ram, step less)	mm	0.25-5
Main motor power	KW	7.5
Motor for rapid table movement	KW	0.75/1.5
Overall dimensions(L x W x H)	mm	3615x1574x1760
N.W/G.W	kg	4200/4350 4650/4850